



DEPARTMENT OF REGULATORY AND ECONOMIC RESOURCES (RER)  
BOARD AND CODE ADMINISTRATION DIVISION

MIAMI-DADE COUNTY  
PRODUCT CONTROL SECTION  
11805 SW 26 Street, Room 208  
Miami, Florida 33175-2474  
T (786) 315-2590 F (786) 315-2599

[www.miamidade.gov/economy](http://www.miamidade.gov/economy)

## NOTICE OF ACCEPTANCE (NOA)

MBCI, A Division of NCI Group, Inc.  
14031 West Hardy  
Houston, TX 77060

### SCOPE:

This NOA is being issued under the applicable rules and regulations governing the use of construction materials. The documentation submitted has been reviewed and accepted by Miami-Dade County RER- Product Control Section to be used in Miami Dade County and other areas where allowed by the Authority Having Jurisdiction (AHJ).

This NOA shall not be valid after the expiration date stated below. The Miami-Dade County Product Control Section (In Miami Dade County) and/or the AHJ (in areas other than Miami Dade County) reserve the right to have this product or material tested for quality assurance purposes. If this product or material fails to perform in the accepted manner, the manufacturer will incur the expense of such testing and the AHJ may immediately revoke, modify, or suspend the use of such product or material within their jurisdiction. RER reserves the right to revoke this acceptance, if it is determined by Miami-Dade County Product Control Section that this product or material fails to meet the requirements of the applicable building code.

This product is approved as described herein, and has been designed to comply with the High Velocity Hurricane Zone of the Florida Building Code.

### DESCRIPTION: Eco-Ficient Insulated Battenlok Roof Panels

**APPROVAL DOCUMENT:** Drawing No. C1903, titled "Eco-Ficient Insulated Battenlok Roof Panels", sheets 1 through 3 of 3, prepared by Bala Sockalingam, P.E., dated April 18, 2013, signed & sealed by Bala Sockalingam, P.E. on April 19, 2013, bearing the Miami-Dade County Product Control Approval stamp with the Notice of Acceptance number and the approval date by the Miami-Dade County Product Control Section.

### MISSILE IMPACT RATING: Large and Small Missile Impact Resistant

**LABELING:** Each panel shall bear a permanent label with the manufacturer's name or logo, Lewisville, TX; Prince George, VA; North Las Vegas, NA; Shelbyville, IN; Mattoon, ILL; or Jackson, MS and the following statement: "Miami-Dade County Product Control Approved", unless otherwise noted herein.

**RENEWAL** of this NOA shall be considered after a renewal application has been filed and there has been no change in the applicable building code negatively affecting the performance of this product.

**TERMINATION** of this NOA will occur after the expiration date or if there has been a revision or change in the materials, use, and/or manufacture of the product or process. Misuse of this NOA as an endorsement of any product, for sales, advertising or any other purposes shall automatically terminate this NOA. Failure to comply with any section of this NOA shall be cause for termination and removal of NOA.

**ADVERTISEMENT:** The NOA number preceded by the words Miami-Dade County, Florida, and followed by the expiration date may be displayed in advertising literature. If any portion of the NOA is displayed, then it shall be done in its entirety.

**INSPECTION:** A copy of this entire NOA shall be provided to the user by the manufacturer or its distributors and shall be available for inspection at the job site at the request of the Building Official.

This NOA consists of this page 1, evidence submitted page E-1 as well as approval document mentioned above. The submitted documentation was reviewed by **Helmy A. Makar, P.E., M.S.**



*Helmy A. Makar*  
05/29/2014

NOA No. 14-0306.04  
Expiration Date: 04/22/2015  
Approval Date: 05/29/2014  
Page 1

**MBCI, A Division of NCI Group, Inc.**

**NOTICE OF ACCEPTANCE: EVIDENCE SUBMITTED**

**A. DRAWINGS**

1. *Drawing No. C1903, titled "Eco-Ficient Insulated Battenlok Roof Panels", sheets 1 through 3 of 3, prepared by Bala Sockalingam, P.E., dated April 18, 2013, signed & sealed by Bala Sockalingam, P.E. on April 19, 2013.*

**B. TESTS**

1. *See NOA # 13-0327.01*

**C. CALCULATIONS**


1. *See NOA # 13-0327.01*

**D. QUALITY ASSURANCE**

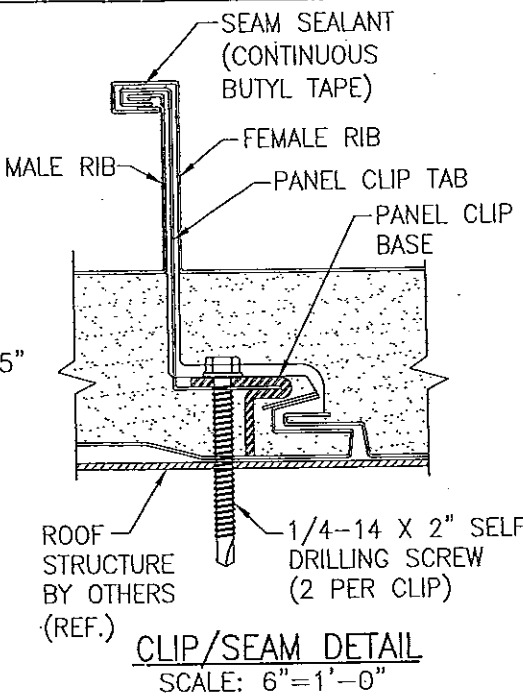
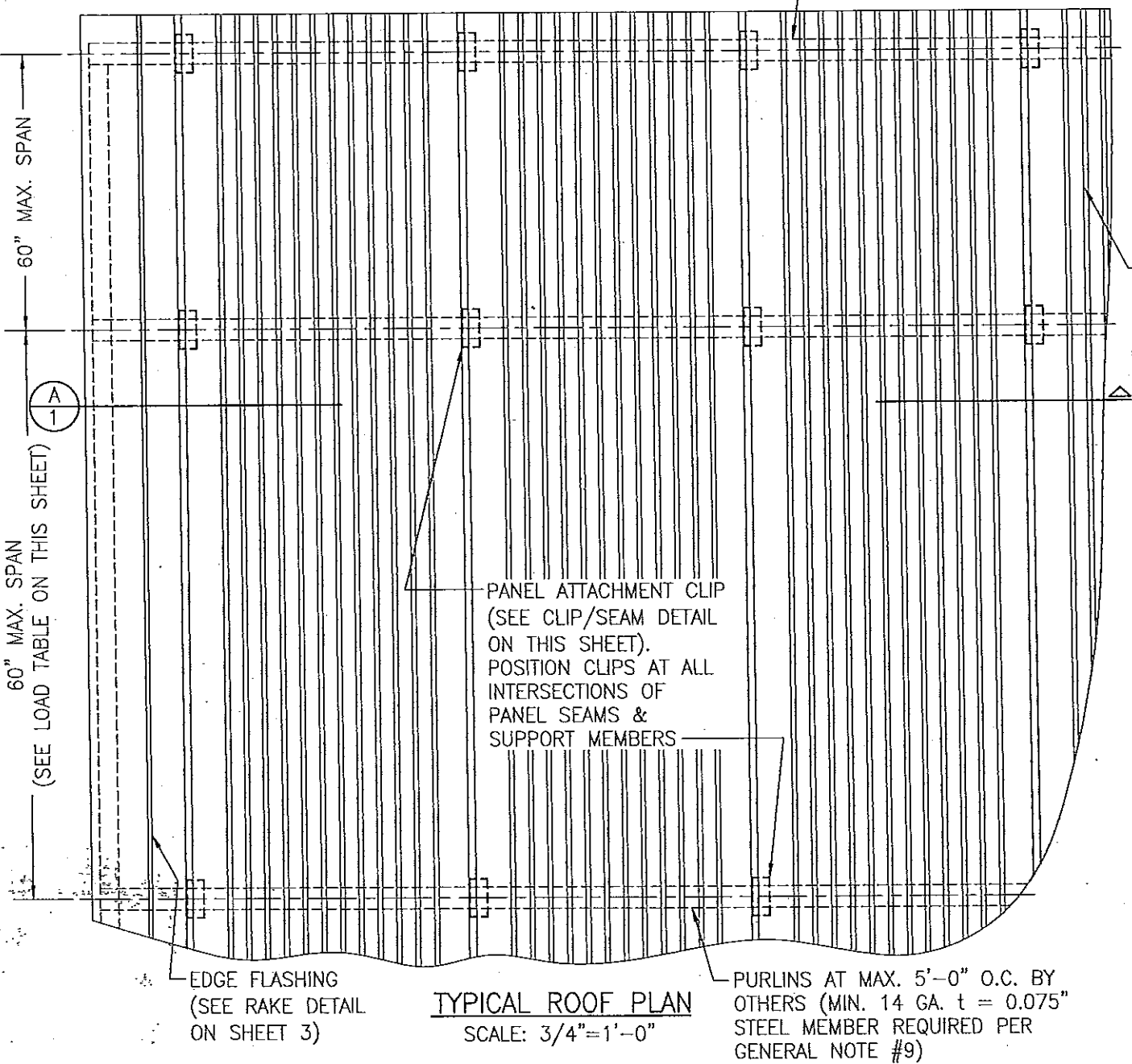
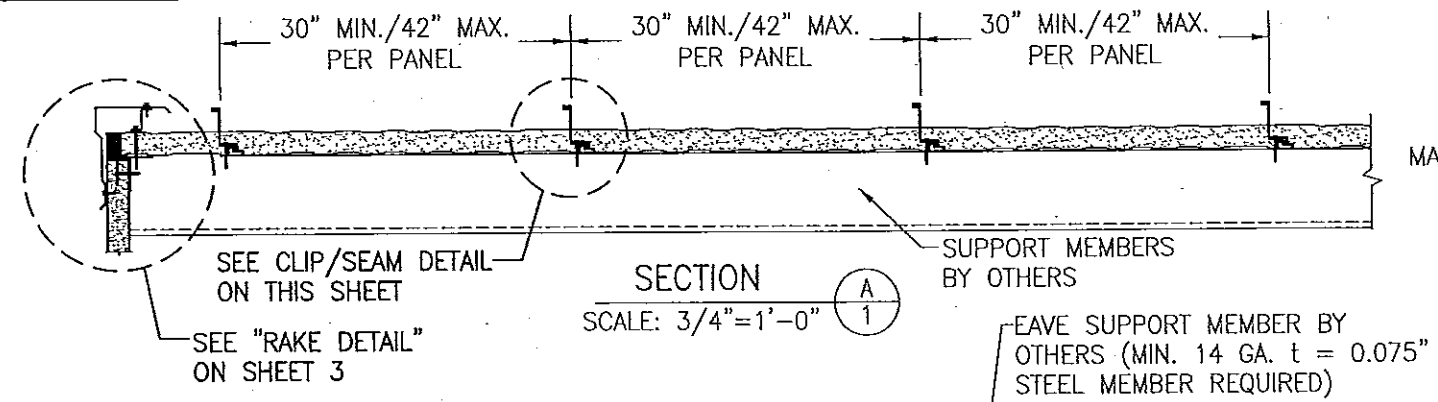
1. *By Miami-Dade County Department of Regulatory and Economic Resources.*

**E. MATERIAL CERTIFICATIONS**

1. *See NOA # 13-0327.01*



**Helmy A. Makar, P.E., M.S.**  
**Product Control Unit Supervisor**  
**NOA No. 14-0306.04**  
**Expiration Date: 04/22/2015**  
**Approval Date: 05/29/2014**



**GENERAL NOTES:**

1. THIS STRUCTURAL ROOF PANEL SYSTEM HAS BEEN DESIGNED IN ACCORDANCE WITH 2010 FLORIDA BUILDING CODE (FBC). THE DESIGN PRESSURES AS DETERMINED FROM SECTION 1620 AND ASCE 7-10 MUST BE MULTIPLIED BY 0.6.
2. ALL ROOF PANELS ARE MAX. 42" WIDE, CONSIST OF ONE 26 GA. (t = 0.019") G-90 INTERIOR STEEL SKIN (Fy = 50 KSI) WITH AN EMBOSSED AND PAINTED FINISH BENEATH FACTORY FOAMED IN PLACE POLYURETHANE CORE (2.0 pcf). ABOVE THE FOAM CORE IS A 24 GA. (t = 0.026") G-90 EXTERIOR STEEL SKIN (Fy = 50 KSI) WITH AN EMBOSSED AND PAINTED FINISH.
3. THE ROOF PANELS SHALL BE INSTALLED OVER ROOF STRUCTURE AS SPECIFIED ON THESE DRAWINGS.
4. PANEL END OVERLAPS MUST OCCUR AT CENTERLINE OF SUPPORTING PURLINS PROVIDING THE END LAPS ARE CONSTRUCTED, SUPPORTED & SEALED PER THE END LAP DETAIL ON SHEET 3.
5. REQUIRED DESIGN WIND LOADS SHALL BE DETERMINED FOR EACH PROJECT. THIS PANEL SYSTEM MAY NOT BE INSTALLED WHEN THE REQUIRED DESIGN WIND LOADS ARE GREATER THAN THE ALLOWABLE WIND LOADS SPECIFIED ON THIS DRAWING.
6. THIS ROOFING PANEL SYSTEM HAS BEEN TESTED IN ACCORDANCE WITH FLORIDA BUILDING CODE:
  - \* ACCELERATED TESTING OF COATING PER ASTM G23
  - \* SALT SPRAY TESTING PER ASTM B117
  - \* UPLIFT RESISTANCE TEST PER TAS-125 & ASTM E1592
  - \* WIND DRIVEN RAIN & STANDING WATER TESTS PER TAS-100 & TAS-114
  - \* LARGE MISSILE IMPACT TEST PER TAS-201
  - \* TENSILE TESTS PER ASTM E8
7. ROOF PANEL MANUFACTURER'S PERMANENT LABEL SHALL BE PLACED AT THE END OF EACH PANEL RUN AND SHALL READ:
 

MBCI  
HOUSTON, TEXAS  
MIAMI-DADE COUNTY PRODUCT CONTROL APPROVED
8. ALL SCREWS SHALL BE CORROSION RESISTANT SELF DRILLING SCREWS.
9. THE SUPPORTING STRUCTURE, OVER WHICH THE PANELS ARE TO BE INSTALLED, MUST BE MINIMUM 14 GAGE (MIN. 0.075") STEEL WITH MIN. Fy = 50 KSI.
10. THESE ROOF PANELS SHALL NOT BE CONSIDERED TO OR BE USED FOR TRANSFER OF DIAPHRAM ACTION OF ROOF TO SUPPORTING STRUCTURE.
11. MINIMUM ALLOWABLE ROOF SLOPE SHALL BE 1/4" PER 12".

PURLIN SPACING & LOAD TABLE									
PANEL SUPPORT CONDITION	MAXIMUM ALLOWABLE UPLIFT PRESSURE (PSF) FOR PANEL WIDTH = 30"								
	L=18"	L=24"	L=30"	L=36"	L=42"	L=48"	L=54"	L=60"	
	200.0	200.0	141.3	98.1	72.1	55.2	40.2	29.3	
	161.3	121.0	96.8	80.7	69.1	60.5	53.8	44.2	
	183.3	137.5	110.0	91.7	78.6	68.8	61.1	55.0	
	176.4	132.3	105.8	88.2	75.6	66.1	58.8	51.6	
	MAXIMUM ALLOWABLE UPLIFT PRESSURE (PSF) FOR PANEL WIDTH = 36"								
	L=18"	L=24"	L=30"	L=36"	L=42"	L=48"	L=54"	L=60"	
	200.0	200.0	128.0	88.9	65.3	50.0	36.4	26.6	
	146.7	110.0	88.0	73.3	62.9	55.0	48.9	40.0	
	166.7	125.0	100.0	83.3	71.4	62.5	55.6	50.0	
	160.3	120.3	96.2	80.2	68.7	60.1	53.4	46.7	
	MAXIMUM ALLOWABLE UPLIFT PRESSURE (PSF) FOR PANEL WIDTH = 42"								
	L=18"	L=24"	L=30"	L=36"	L=42"	L=48"	L=54"	L=60"	
	200.0	170.1	108.8	75.6	55.5	42.5	31.0	22.6	
	124.7	93.5	74.8	62.3	53.4	46.8	41.6	34.0	
	141.7	106.3	85.0	70.8	60.7	53.1	47.2	42.5	
	136.3	102.2	81.8	68.1	58.4	51.1	45.4	39.7	
	MAXIMUM ALLOWABLE POSITIVE PRESSURE (PSF) FOR PANEL WIDTH = 30", 36" & 42"								
	L=18"	L=24"	L=30"	L=36"	L=42"	L=48"	L=54"	L=60"	
	200.0	200.0	128.1	89.0	65.4	50.1	36.5	26.6	
	146.7	110.0	88.0	73.3	62.9	55.0	48.9	40.0	
	166.7	125.0	100.0	83.3	71.4	62.5	55.6	50.0	
	160.3	120.3	96.2	80.2	68.7	60.1	53.4	46.8	

Approved as complying with the Florida Building Code  
 Date 05/29/2014  
 NOA# 14-0326-04  
 Miami Dade Product Control  
*[Signature]*

PRODUCT APPROVAL IS LIMITED TO THE ROOF PANEL & ITS CONNECTING CLIPS. THE STRUCTURAL ADEQUACY OF ALL OTHER STRUCTURAL ITEMS (BEAMS, COLUMNS, PURLINS, FACIA SUPPORTS, CONNECTIONS OF STRUCTURE, ETC.) SHALL BE VERIFIED BY THE STRUCTURAL PLANS EXAMINER OF THE CORRESPONDING BUILDING DEPARTMENT. THE METAL ROOF PANELS SHALL NOT BE DESIGNED TO ACT AS A DIAPHRAGM.

SEE SHEET 2 FOR VALLEY DETAILS

DRAWN BY: B.S.		CHECKED BY: R.H.	
PLOT: 1-16		DATE: 4/18/13	
DATE	BY	REVISION DESCRIPTION	NO.

DRAWING TITLE: MBCI ECO-EFFICIENT INSULATED BATTENLOK ROOF PANELS

CONSULTANTS: BALA SOCKALINGAM, P.H.D., P.E.

1216 N. LANSING AVE., SUITE C  
TULSA, OK 74106  
PHONE: 918-492-5992 FAX: 866-366-1543

MANUFACTURER: MBCI

14031 WEST HARDY  
HOUSTON, TEXAS 77060  
281-445-8555

**STATE OF FLORIDA**

**PROFESSIONAL ENGINEER**

CERTIFICATION NO. 62240

C1903

SHEET NO. 1 OF 3



