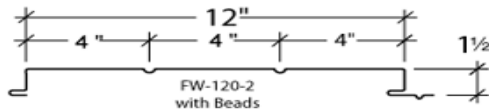
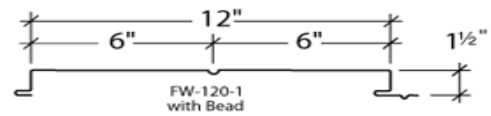
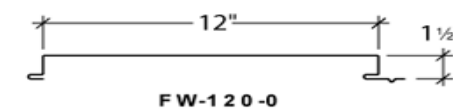


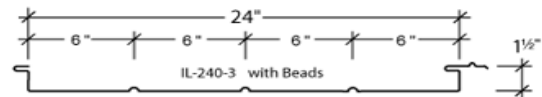
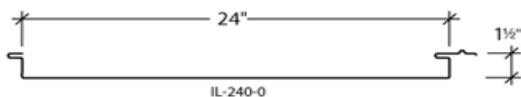
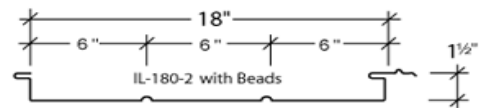
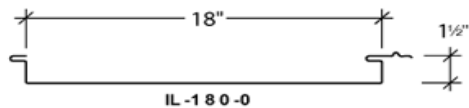
EM FW-120 Formed Metal Wall Panels

EXCEPTIONAL® Metals' EM FW-120 panel is a concealed fastener wall and liner panel that provides a flat appearance. EM FW-120 is commonly used for architectural, commercial and industrial markets. The heavy gauge offering provides for large spanning capabilities, particularly in composite wall applications. EM FW-120 is available in a flat profile, with one stiffening bead, or with two stiffening beads, in smooth and embossed metal surfaces.

The EM FW-120 panel has been tested by a certified independent laboratory in accordance with ASTM test procedures for Air Infiltration and Water Penetration at the side lap. Test results show no air leakage at 1.57PSF and no water penetration at 6.24PSF differential pressure.



This guide specification section includes optional EM IL interior liner panels for use in a complete Composite Wall System. The Composite Wall System is designed to accommodate FW or 7.2 panels as exterior skins with EM IL panel interiors. The EM IL panel is ideal for an interior liner creating a rugged and attractive finished wall appearance. This panel features a concealed fastened system. The EM IL panel profile allows for installation as the liner of a composite wall system or installed to the inside girts of a building. The EM IL panel is not recommended for exterior applications.



EXCEPTIONAL Metals, partnered with MBCI® to manufacture metal panels with the most technologically advanced manufacturing line in the United States. Our metal panel finish offerings allow for a multitude of design opportunities. Whether you're an architect looking for the best design solution, a contractor in need of efficient materials that are easy to install or a building owner looking to save money on maintenance costs, our panels make the difference.

Consult your local EXCEPTIONAL Metals sales representative for design assistance. Visit www.exceptionalmetals.com for a list of EXCEPTIONAL Metals office locations and contacts.

SECTION 07 42 13.13 – FORMED METAL WALL PANELS

PART 1 - GENERAL

1.1 SECTION INCLUDES

- A. Flush-profile, concealed fastener metal wall panels, with related [liner panels,] metal trim, and accessories.

1.2 RELATED REQUIREMENTS

Specifier: If retaining this optional article, edit list below to correspond to project.

- A. Division 01 Section "Sustainable Design Requirements" for related LEED® general requirements.
- B. Division 05 Section "Structural Steel Framing" for steel framing supporting metal panels.
- C. Division 05 Section "Cold-Formed Metal Framing" for cold-formed metal framing supporting metal panels.
- D. Division 07 Section "Thermal Insulation" for thermal insulation installed behind metal panels.
- E. Division 07 Section "Air Barriers" for air barriers within wall assembly and adjacent to wall assembly.
- F. Division 07 Section "Metal Soffit Panels" for soffit panels installed with metal wall panels.
- G. Division 07 Section "Sheet Metal Flashing and Trim" for sheet metal flashing items in addition to items specified in this Section.
- H. Division 13 Section "Metal Building Systems" for steel framing supporting metal panels.

1.3 REFERENCES

Specifier: If retaining this optional article, edit list below to correspond to project.

- A. American Architectural Manufacturer's Association (AAMA): www.aamanet.org:
 - 1. AAMA 621 - Voluntary Specifications for High Performance Organic Coatings on Coil Coated Architectural Hot Dipped Galvanized (HDG) & Zinc-Aluminum Coated Steel Substrates.
 - 2. AAMA 809.2 Voluntary Specification Non-Drying Sealants.
- B. American Society of Civil Engineers (ASCE): www.asce.org/codes-standards:
 - 1. ASCE 7 - Minimum Design Loads for Buildings and Other Structures.
- C. ASTM International (ASTM): www.astm.org:
 - 1. ASTM A755 - Specification for Steel Sheet, Metallic Coated by the Hot-Dip Process and Pre-painted by the Coil-Coating Process for Exterior Exposed Building Products.

2. ASTM A792/A792M - Standard Specification for Steel Sheet, 55% Aluminum-Zinc Alloy-Coated by the Hot-Dip Process.
3. ASTM C920 - Specification for Elastomeric [Joint Sealants](#).
4. ASTM D2244 - Test Method for Calculation of Color Differences from Instrumentally Measured Color Coordinates.
5. ASTM D4214 - Test Methods for Evaluating Degree of Chalking of Exterior Paint Films.
6. ASTM E283 - Standard Test Method for Determining Rate of Air Leakage Through Exterior Windows, Curtain Walls, and Doors Under Specified Pressure Differences Across the Specimen.
7. ASTM E331 - Standard Test Method for Water Penetration of Exterior Windows, Skylights, Doors, and Curtain Walls by Uniform Static Air Pressure Difference.
8. ASTM E1592 - Standard Test Method for Structural Performance of Sheet Metal Roof and Siding Systems by Uniform Static Air Pressure Difference.

D. International Accreditation Service (IAS):

1. IAS AC472 Accreditation Criteria for Inspection Programs for Manufacturers of Metal Building Systems, Part B.

E. US Green Building Council (USGBC): www.usgbc.org:

1. Leadership in Energy and Environmental Design (LEED®) Green Building Rating System.

1.4 QUALITY ASSURANCE

- A. Manufacturer/Source: Provide metal panel assemblies and accessories from a single manufacturer accredited under IAS AC472, Part B.
- B. Manufacturer Qualifications: Approved manufacturer listed in this Section with minimum five years experience in manufacture of similar products in successful use in similar applications.

Specifier: Retain paragraph below if owner allows substitutions but requires control over qualifying of substituted manufacturers.

1. Approval of Comparable Products: Submit the following in accordance with project substitution requirements, within time allowed for substitution review:
 - a. Product data, including certified independent test data indicating compliance with requirements.
 - b. Samples of each component.
 - c. Sample shop drawings from similar project.
 - d. Project References: Minimum of five installations not less than three years old, with owner and architect contact information.
 - e. Sample warranty.
 - f. Certificate of accreditation under IAS AC472 Part B.
2. Substitutions following award of contract are not allowed except as stipulated in Division 01 General Requirements.
3. Approved manufacturers must meet separate requirements of submittals article.

Specifier: Review of manufacturers' qualifying installers is recommended. EXCEPTIONAL Metals requires Installer and supervisor certification when project requirements include extended warranty.

- C. Installer Qualifications: Experienced Installer [certified by metal panel manufacturer] with minimum of five years experience with successfully completed projects of a similar nature and scope.

1. Installer's Field Supervisor: Experienced mechanic [certified by metal panel manufacturer] supervising work on site whenever work is underway.

Specifier: Retain paragraph below and edit as appropriate for federal projects and for public works projects utilizing federal funds; consult with project Contracting Officer. Coordinate with Submittals Article.

- D. **Buy American Compliance:** Materials provided under work of this Section shall comply with the following requirements:
 1. Buy American Act of 1933 BAA-41 U.S.C §§ 10a – 10d.
 2. Buy American provisions of Section 1605 of the American Recovery and Reinvestment Act of 2009 (ARRA).
- E. **Steel Construction Publications:** Comply with published recommendations in the following, unless more stringent requirements are indicated.
 1. American Institute of Steel Construction (AISC): "Steel Construction Manual."
 2. American Iron and Steel Institute (AISI): "Cold Formed Steel Design Manual."

1.5 ADMINISTRATIVE REQUIREMENTS

- A. **Preinstallation Meeting:** Prior to erection of framing, conduct preinstallation meeting at site attended by owner, architect, metal panel installer, metal panel manufacturer's technical representative, inspection agency and related trade contractors.
 1. Coordinate building framing in relation to metal panel system.
 2. Coordinate openings and penetrations of metal panel system.
 3. Coordinate work of Division 07 Sections "Roof Specialties" and "Roof Accessories" and openings and penetrations and manufacturer's accessories with installation of metal panels.

1.6 ACTION SUBMITTALS

- A. **Product Data:** Manufacturer's data sheets for specified products. Include data indicating compliance with performance requirements.

Specifier: Retain and edit below to comply with project requirements for LEED® or other sustainable design requirements.

B. LEED® Submittals:

1. **Credit MR 4 Recycled Content:** Product data indicating the following:
 - a. Material costs for each product having recycled content.
 - b. Percentages by weight of post-consumer and pre-consumer recycled content for each item.
 - c. Total weight of products provided.
 2. **Credit IEQ 4.1 Low-Emitting Materials - Adhesives and Sealants:** Product data for sealants and sealant primers used inside the weatherproofing system, indicating VOC content.
- C. **Shop Drawings:** Show layouts of metal panels. Include details of each condition of installation, panel profiles, and attachment to building. Provide details at a minimum scale 1 ½" per foot of

edge conditions, joints, fastener and sealant placement, flashings, openings, penetrations, and special details. Make distinctions between factory and field assembled work.

1. Indicate points of supporting structure that must coordinate with metal panel system installation.
 2. Include structural data indicating compliance with performance requirements and requirements of local authorities having jurisdiction.
- D. Samples for Initial Selection: For each exposed product specified including sealants. Provide representative color charts of manufacturer's full range of colors.
- E. Samples for Verification: Provide 12" (305 mm-) long section of each metal panel profile. Provide color chip verifying color selection.

1.7 INFORMATIONAL SUBMITTALS

- A. Product Test Reports: Indicating compliance of products with requirements.
- B. Qualification Information: For Installer firm and Installer's field supervisor.
- C. IAS Accreditation Certificate: Indicating that manufacturer is accredited under provisions of IAS AC472 Part B.
- D. **Buy American Certification:** Manufacturers' letters of compliance acceptable to authorities having jurisdiction, indicating that products comply with requirements.
- E. **Florida State Building Code Certificate:** Indicating that products comply with requirements of Florida State Building Code. www.floridabuilding.org/pr/pr_app_srch.aspx
- F. Manufacturer's warranty: Unexecuted sample copy of manufacturer's warranty.

1.8 CLOSEOUT SUBMITTALS

- A. Maintenance data.
- B. Manufacturer's Warranty: Executed copy of manufacturer's warranty.

1.9 DELIVERY, STORAGE, AND HANDLING

- A. Protect products of metal panel system during shipping, handling, and storage to prevent staining, denting, deterioration of components or other damage. Protect panels and trim bundles during shipping.
1. Deliver, unload, store, and erect metal panels and accessory items without misshaping panels or exposing panels to surface damage from weather or construction operations.
 2. Store in accordance with Manufacturer's written instruction. Provide wood collars for stacking and handling in the field.
 3. Shield foam insulated metal panels from direct sunlight until installation.

1.10 WARRANTY

Specifier: Warranty terms below are available from EXCEPTIONAL Metals. Verify that other allowable manufacturers furnish warranty meeting requirements.

- A. Special Manufacturer's Warranty: On manufacturer's standard form, in which manufacturer agrees to repair or replace metal panel assemblies that fail in materials and workmanship within [one] year from date of substantial completion.
- B. Special Panel Finish Warranty: On Manufacturer's standard form, in which Manufacturer agrees to repair or replace metal panels that evidence deterioration of factory-applied finish within the warranty period, as follows:

Specifier: Retain finish warranty paragraph that corresponds to selected metal panel finish system. Several exotic and metallic colors are available from EXCEPTIONAL Metals with limited warranty periods; verify warranty period for selected colors with manufacturer.

- 1. **Fluoropolymer Two-Coat System:**
 - a. Basis of Design System: **EXCEPTIONAL Metals, Signature® 300.**
 - b. Color fading in excess of 5 Hunter units per ASTM D2244.
 - c. Chalking in excess of No. 8 rating per ASTM D4214.
 - d. Failure of adhesion, peeling, checking, or cracking.
 - e. Warranty Period: [40] years from date of substantial completion.
- 2. **Modified Silicone-Polyester Two-Coat System:**
 - a. Basis of Design System: **EXCEPTIONAL Metals, Signature® 200.**
 - b. Color fading in excess of 7 Hunter units per ASTM D2244.
 - c. Chalking in excess of No. 6 rating per ASTM D4214.
 - d. Failure of adhesion, peeling, checking, or cracking.
 - e. Warranty Period: [30] years from date of substantial completion.

PART 2 - PRODUCTS

2.1 MANUFACTURER

Specifier: Retain basis of design manufacturer and products listed in this Article where allowed. If inserting comparable manufacturers, carefully review products and engineering capabilities in relation to requirements of this Section, to ensure that other approved manufacturers offer products meeting EXCEPTIONAL Metals' standards.

- A. Basis of Design Manufacturer: **EXCEPTIONAL Metals' Metal Roof and Wall Systems, Division of Duro-Last®, Inc. Exceptional Metals, Saginaw, (800) 248-0280** Email: info@EXCEPTIONALMETALS.com; Web: www.exceptionalmetals.com.
 - 1. Provide basis of design product [or comparable product approved by architect prior to bid].

2.2 PERFORMANCE REQUIREMENTS

- A. General: Provide metal panel system meeting performance requirements as determined by application of specified tests by a qualified testing facility on manufacturer's standard assemblies.

Specifier: "Recycled Content" Paragraph below describes calculation utilized for LEED®-NC Credit MR 4. Modify as required to meet project recycled content requirements, or delete if recycled content requirements are stipulated solely in Division 01 Section "Sustainable Design Requirements."

- B. **Recycled Content:** For Steel Products: Postconsumer recycled content plus one-half of preconsumer recycled content not less than [25] percent.
- C. **Structural Performance:** Provide metal panel assemblies capable of withstanding the effects of indicated loads and stresses within limits and under conditions indicated, as determined by ASTM E1592:

Specifier: Consult structural engineer and edit below as required by local codes. Insert structural data below if not indicated on drawings. Select applicable deflection limit.

- 1. Wind Loads: Determine loads based on uniform pressure, importance factor, exposure category, and basic wind speed indicated on drawings.
 - a. Wind Negative Pressure: Certify capacity of metal panels by actual testing of proposed assembly.
- 2. Deflection Limits: Withstand inward and outward wind-load design pressures in accordance with applicable building code with maximum deflection of 1/120 of the span with no evidence of failure.
- 3. Seismic Performance: Comply with ASCE 7 Sections 9, "Earthquake Loads."
- D. **Florida State Building Code Compliance:** Provide metal roof and wall panels complying with requirements for installation under Florida State Building Code outside of high velocity wind zone.
- E. Wall Panel Air Infiltration, ASTM E283:
 - 1. No air infiltration at static-air-pressure difference of 1.57 lbf/sq. ft. (75 Pa).
- F. Wall Panel Water Penetration Static Pressure, ASTM E331: No uncontrolled water penetration at a static pressure of 6.24 lbf/sq. ft. (300 Pa).
- G. Thermal Movements: Allow for thermal movements from variations in both ambient and internal temperatures. Accommodate movement of support structure caused by thermal expansion and contraction. Allow for deflection and design for thermal stresses caused by temperature differences from one side of the panel to the other.

2.3 FORMED METAL WALL PANELS

- A. Flush-Profile, Concealed Fastener Metal Wall Panels: Structural metal panels consisting of formed metal sheet with vertical panel edges and [flat pan] [one intermediate stiffening bead, symmetrically placed] [two intermediate stiffening beads, symmetrically placed], with flush joints between panels, field assembled with nested lapped edges, and attached to supports using concealed fasteners.
 - 1. Basis of Design: **EM FW-120 Panel.**

Specifier: Material description below corresponds to BIEC International, Inc. <http://galvalume.com/> Galvalume® substrate, available pre-painted from EXCEPTIONAL Metals. Second paragraph below describes Galvalume Plus® with clear acrylic coating for use as exposed metallic finish.

- 2. Aluminum-Zinc Alloy-Coated Steel Sheet: ASTM A792/A792M, structural quality, Grade 50, Coating Class AZ50 (Grade 340, Coating Class AZM150), pre-painted by the coil-coating process per ASTM A755/A755M.

Specifier: Prior to selecting metal thickness and panel thickness below, consult manufacturer's span tables and review selection against panel thickness requirements and span condition. Select appropriate panel configuration to meet requirements of design wind pressure. **Important: Consult this document when specifying gauge with the intent that it meet a prescriptive decimal thickness requirement in addition to strength performance requirements. ([Click Here To View](#))**

- a. Nominal Thickness: [24 gauge] [22 gauge] [20 gauge] coated thickness, with [smooth] [stucco embossed] surface.
 - 1) Exterior Finish: [Modified silicone-polyester two-coat system] [Fluoropolymer two-coat system] [Fluoropolymer two-coat metallic color system] [Exposed Galvalume Plus® coating].
 - 2) Color: [As indicated] [As selected by architect from manufacturer's standard colors] [Match architect's custom color].
3. Panel Width: 12" (305 mm).
4. Panel Thickness: 1 1/2" (38 mm).

2.4 METAL WALL LINER PANELS

Specifier: EM IL concealed fastener interior wall and liner panels offer an attractive, flat appearance for architectural, commercial and industrial markets. The heavy gauge offering of each interior wall and liner panel, available in 24, 22 and 20 gauge, provides for large spanning capabilities, particularly in composite wall applications.

- A. Flush-Profile, Concealed Fastener Metal Liner Panels: Structural metal panels consisting of formed metal sheet with vertical panel edges and [flat pan] [two intermediate stiffening beads, symmetrically placed] [three intermediate stiffening beads, symmetrically placed], with flush joints between panels, field assembled with [interlocking] lapped edges, and attached to supports using concealed fasteners.
 1. Basis of Design: **EXCEPTIONAL Metals, EM, IL Panel.**
 2. Aluminum-Zinc Alloy-Coated Steel Sheet: ASTM A792/A792M, structural quality, **Grade 50, Coating Class AZ50** (Grade 340, Coating Class AZM150), pre-painted by the coil-coating process per ASTM A755/A755M.

Specifier: Prior to selecting metal thickness and panel thickness below, consult manufacturer's span tables and review selection against panel thickness requirements and span condition. Select appropriate panel configuration to meet in-service requirements. Formed metal wall panels do not provide diaphragm strength for building stability. **Important: Consult this document when specifying gauge with the intent that it meet a prescriptive decimal thickness requirement in addition to strength performance requirements. ([Click Here To View](#))**

- a. Nominal Thickness: [24 gauge] [22 gauge] coated thickness, with [smooth] [stucco embossed] surface.
 - 1) Finish: Modified silicone-polyester two-coat system.
 - 2) Color: [As indicated] [As selected by architect from manufacturer's standard colors] [Match architect's custom color].
3. Panel Width: [18" (457 mm)] [24" (610 mm)].
4. Panel Thickness: 1 1/2" (38 mm).

2.5 MISCELLANEOUS MATERIALS

- A. General: Provide complete metal panel assemblies incorporating trim, copings, fasciae, gutters and downspouts, and miscellaneous flashings. Provide required fasteners, closure strips, and sealants as indicated in manufacturer's written instructions.
- B. Flashing and Trim: Match material, thickness, and finish of metal panels.
- C. Panel Fasteners: Self-tapping screws and other acceptable fasteners recommended by metal panel manufacturer. Where exposed fasteners cannot be avoided, supply corrosion-resistant fasteners with heads matching color of metal panels by means of factory-applied coating, with weathertight resilient washers.
- D. Panel Sealants:
 - 1. VOC Content of Interior Sealants: Sealants used inside the weatherproofing system shall comply with the following limits for VOC content when calculated according to 40 CFR 59, Subpart D (EPA Method 24):
 - a. Architectural Sealants: 250 g/L.
 - 2. Factory-Applied Seam Sealant: Manufacturer's standard hot-melt type.
 - 3. Concealed [Joint Sealants](#): Non-curing butyl, AAMA 809.2.
 - 4. Elastomeric [Joint Sealants](#): Urethane sealant, single-component, ASTM C920 Type S, Grade NS, Class 25, Use NT, A, M, G, O.
 - 5. Foam Tape: Manufacturer's standard self-adhering type.

2.6 FABRICATION

- A. General: Provide factory fabricated and finished metal panels, trim, and accessories meeting performance requirements, indicated profiles, and structural requirements.
- B. Sheet Metal Flashing and Trim: Fabricate flashing and trim to comply with manufacturer's written instructions, approved shop drawings, and project drawings.

2.7 FINISHES

- A. Finishes, General: Prepare, pretreat, and apply coating to exposed metal surfaces to comply with coating and resin manufacturers' written instructions.
- B. Modified Silicone-Polyester Two-Coat System: 0.20 – 0.25 mil primer with 0.7 – 0.8 mil color coat [meeting solar reflectance index requirements].
 - 1. Basis of Design: **EXCEPTIONAL Metals, Signature® 200.**

Specifier: EXCEPTIONAL Metals' fluoropolymer coatings are based on Arkema, Inc. Kynar 500® and Solvay Solexis Hylar 5000® PVF2 resins.
--

- C. Fluoropolymer Two-Coat System: 0.2 – 0.3 mil primer with 0.7 - 0.8 mil 70 percent PVDF fluoropolymer color coat, AAMA 621 [meeting solar reflectance index requirements].
 - 1. Basis of Design: **EXCEPTIONAL Metals, Signature® 300.**

PART 3 - EXECUTION

3.1 EXAMINATION

- A. Examine metal panel system substrate with Installer present. Inspect for erection tolerances and other conditions that would adversely affect installation of metal panels.
 - 1. Inspect framing that will support insulated metal panels to determine if support components are installed as indicated on approved shop drawings and are within tolerances acceptable to metal panel manufacturer and installer. Confirm presence of acceptable framing members at recommended spacing to match installation requirements of metal panels.
- B. Correct out-of-tolerance work and other deficient conditions prior to proceeding with insulated metal panel installation.

3.2 METAL PANEL INSTALLATION

- A. Concealed-Fastener Formed Metal Panels: Install metal panel system in accordance with manufacturer's written instructions, approved shop drawings, project drawings, and referenced publications. Install metal panels in orientation, sizes, and locations indicated. Anchor panels and other components securely in place. Provide for thermal and structural movement.
- B. Fasten metal panels to supports with fasteners at each location indicated on approved shop drawings, at spacing and with fasteners recommended by manufacturer. Fasten panel to support structure through leading flange. Snap-fit back flange of subsequent panel into secured flange of previous panel. Where indicated, fasten panels together through flush-fitted panel sides.
 - 1. Cut panels in field where required using manufacturer's recommended methods.
 - 2. Dissimilar Materials: Where elements of metal panel system will come into contact with dissimilar materials, treat faces and edges in contact with dissimilar materials as recommended by metal panel manufacturer.
- C. Attach panel flashing trim pieces to supports using recommended fasteners and joint sealers.
- D. Joint Sealers: Install liquid sealants where indicated and where required for weatherproof performance of metal panel assemblies.
 - 1. Seal panel base assembly, openings, panel head joints, and perimeter joints using joint sealers indicated in manufacturer's instructions.
 - 2. Seal perimeter joints between window and door openings and adjacent panels using elastomeric joint sealer.
 - 3. Prepare joints and apply sealants per requirements of Division 07 Section "[Joint Sealants](#)."

3.3 ACCESSORY INSTALLATION

- A. General: Install metal panel accessories with positive anchorage to building and weather tight mounting; provide for thermal expansion. Coordinate installation with flashings and other components.
 - 1. Install components required for a complete metal panel assembly, including trim, copings, flashings, sealants, closure strips, and similar items.

2. Comply with details of assemblies utilized to establish compliance with performance requirements and manufacturer's written installation instructions.
3. Set units true to line and level as indicated. Install work with laps, joints, and seams that will be permanently weather resistant.

3.4 CLEANING AND PROTECTION

- A. Clean finished surfaces as recommended by metal panel manufacturer.
- B. Replace damaged panels and accessories that cannot be repaired to the satisfaction of the architect.

END OF SECTION



Reproduction of this Copyright Material by Licensee is made pursuant to a limited license agreement naming Duro-Last® as a Licensee, and may not be copied or reproduced, in whole or in part, by any unauthorized party for any other purpose.

"Duro-Last" and "EXCEPTIONAL" are registered marks owned by Duro-Last, Inc. "MBCI" and "Signature" are registered marks of NCI Group, Inc. "Galvalume" and "Galvalume Plus" are registered marks of BIEC International, Inc. "LEED" is a registered mark of the U.S Green Building Council. "Kynar 500" is a registered mark of Arkema, Inc. "Hylar 5000" is a registered mark of Solvay Solexis, Inc.