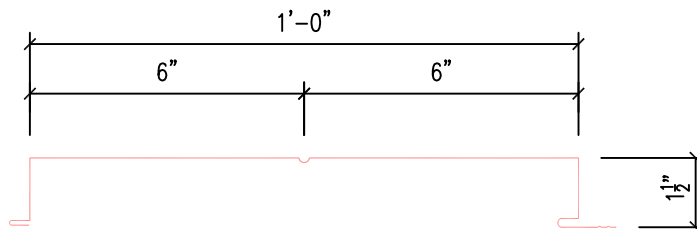
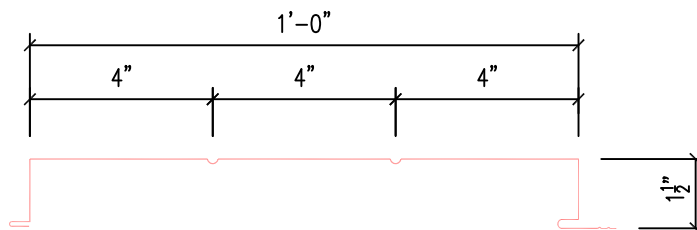


EM FW-120-0 PANEL PROFILE



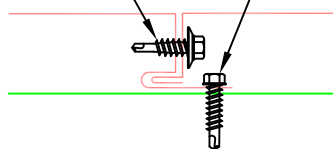
EM FW-120-1 PANEL PROFILE
W/ BEAD



EM FW-120-2 PANEL PROFILE
W/ BEADS

1/4-14 x 7/8 LAPTEK W/
WASHER [FASTENER #4A]
© EA. SUPPORT AS REQ'D.

12-14 x 1 SELF-DRILLER
W/O WASHER [FASTENER #1A]
(1) PER CONN.



PANEL SIDELAP

REVISED:	07/20/2018	CONCEALED FASTENING WALL SYSTEMS
AUTHOR	BVANOCHT	EM FW-120
SCALE:	NONE	PANEL PROFILES