

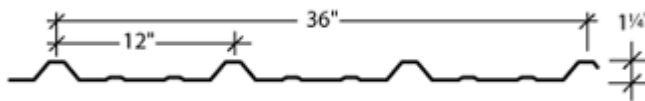
## EM Exposed Fastener Metal Wall Panels

EXCEPTIONAL® Metals, partnered with MBCI® to manufacture metal panels with the most technologically advanced manufacturing line in the United States. Our metal panel colors and applied finishes allow for a multitude of design opportunities. EXCEPTIONAL Metals offers a full array of accessories, including ventilators, light transmitting panels, louvers, fasteners, touch-up paint and more. In addition, we have a large selection of coils and flat sheets in various widths and gauges. EXCEPTIONAL Metals offers a wide array of standard trim and flashings in the same gauge and finish as the metal roof and wall panels. In addition, EXCEPTIONAL Metals has the capability to make most custom trim profiles required for special design conditions.

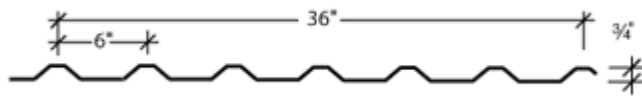
**EXCEPTIONAL Metals Exposed Fastener Metal Roof Panels** are available in four finish types, EXCEPTIONAL Metals' Signature® 200, Signature® 300, Signature® 300 Metallic, and Galvalume Plus®. Sheet metal finishes may be smooth or embossed.

A companion guide specification for **EXCEPTIONAL Metals Exposed Fastener Metal Wall Panels** is also available.

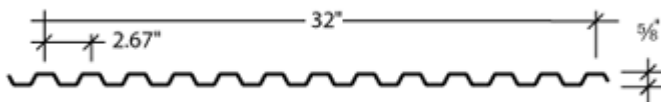
**EM PBR Panel:** The EM PBR panel is commonly used for a wide variety of architectural, agricultural, commercial and industrial applications. EM PBR is a structural panel and an exposed fastener panel that can be used for both roof and wall applications.



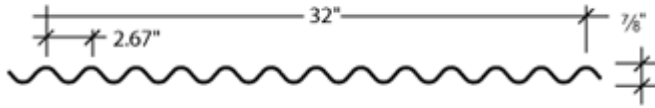
**EM PBU Panel:** The EM PBU panel is an exposed fastener system that can be used for both roof and wall applications. EM PBU can be installed directly over purlins or joists. EM PBU offers the versatility of being used in both vertical and horizontal applications to give designers a contemporary appearance for their building project.



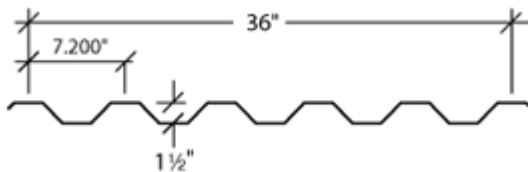
**EM PBD Panel:** The EM PBD panel is an exposed fastened panel system that can be used for roof and wall applications with continuous support. The ribs in the EM PBD panel are symmetrical from top to bottom, which makes this panel ideal as a roof liner.



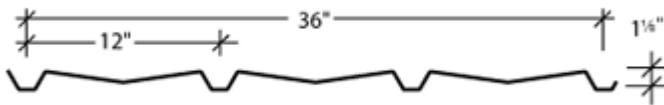
**EM PBC Panel:** The EM PBC panels can be used for both roof and wall applications. EM PBC panels are attached to a building structure with exposed fasteners. The EM PBC panel is often used in horizontal applications on walls.



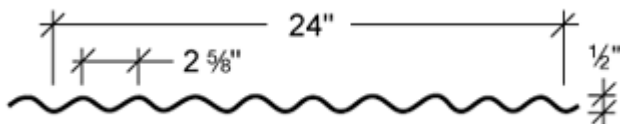
**EM 7.2 Panel:** When your design calls for a commercial or industrial exposed fastener panel, the EM 7.2 Panel is an ideal choice. This panel offers versatility and functionality for roofs and walls. The symmetrical rib EM 7.2 Panel offers excellent spanning and cantilever capabilities, making it an excellent choice for carports and walkway canopies.



**EM PBA Panel:** The EM PBA panel can be used for wall applications and is striated as a standard, providing a unique design feature. The inverted ribs of the EM PBA panel provides for a discreet location of the exposed fasteners.



**EM Corrugated Panel:** The EM Corrugated metal wall panel is ideal for a variety of market places, including residential, light commercial, agricultural and storage facilities. The EM Corrugated metal wall panel can be used in both vertical and horizontal applications.



Whether you're an architect looking for the best design solution, a contractor in need of efficient materials that are easy to install or a building owner looking to save money on energy and maintenance costs, our panels make the difference. Consult your local EXCEPTIONAL Metals sales representative for design assistance. Visit [www.exceptionalmetals.com](http://www.exceptionalmetals.com) for a list of EXCEPTIONAL Metals office locations and contacts.



## SECTION 07 42 13 - METAL WALL PANELS

### PART 1 - GENERAL

#### 1.1 SECTION INCLUDES

- A. Exposed fastener metal wall panels, with related metal trim and accessories.

#### 1.2 RELATED REQUIREMENTS

Specifier: If retaining this optional article, edit list below to correspond to Project.
--

- A. Division 01 Section "Sustainable Design Requirements" for related LEED general requirements.
- B. Division 05 Section "Structural Steel Framing" for structural steel framing supporting metal panels.
- C. Division 05 Section "Steel Decking" for continuous metal decking supporting metal panels.
- D. Division 05 Section "Cold-Formed Metal Framing" for cold-formed metal framing supporting metal panels.
- E. Division 05 Section "Cold-Formed Metal Trusses" for cold-formed metal trusses supporting metal panels.
- F. Division 07 Section "Thermal Insulation" for thermal insulation installed under metal panels.
- G. Division 07 Section "Air Barriers" for air barriers within wall assembly and adjacent to wall assembly.
- H. Division 07 Section "Metal Roof Panels" for factory-formed metal roof panels.
- I. Division 07 Section "Joint Sealants" for field-applied Joint Sealants.
- J. Division 13 Section "Metal Building Systems" for steel framing supporting metal panels.

#### 1.3 REFERENCES

Specifier: If retaining this optional article, edit list below to correspond to Project.
--

- A. American Architectural Manufacturer's Association (AAMA): [www.aamanet.org](http://www.aamanet.org):
  - 1. AAMA 621 - Voluntary Specifications for High Performance Organic Coatings on Coil Coated Architectural Hot Dipped Galvanized (HDG) & Zinc-Aluminum Coated Steel Substrates.
  - 2. AAMA 809.2 - Voluntary Specification Non-Drying Sealants.
- B. American Society of Civil Engineers (ASCE): [www.asce.org/codes-standards](http://www.asce.org/codes-standards):
  - 1. ASCE 7 - Minimum Design Loads for Buildings and Other Structures.



C. ASTM International (ASTM): [www.astm.org](http://www.astm.org):

1. ASTM A 653 - Specification for Steel Sheet, Zinc-Coated (Galvanized) or Zinc-Iron Alloy-Coated (Galvannealed) by the Hot-Dip Process.
2. ASTM A 755 - Specification for Steel Sheet, Metallic Coated by the Hot-Dip Process and Prepainted by the Coil-Coating Process for Exterior Exposed Building Products.
3. ASTM A 792/A 792M - Standard Specification for Steel Sheet, 55 % Aluminum-Zinc Alloy-Coated by the Hot-Dip Process.
4. ASTM C 645 - Specification for Nonstructural Steel Framing Members.
5. ASTM C 754 - Specification for Installation of Steel Framing Members to Receive Screw-Attached Gypsum Panel Products.
6. ASTM C 920 - Specification for Elastomeric Joint Sealants.
7. ASTM D 1003 - Standard Test Method for Haze and Luminous Transmittance of Transparent Plastics.
8. ASTM D 2244 - Test Method for Calculation of Color Differences from Instrumentally Measured Color Coordinates.
9. ASTM D 4214 - Test Methods for Evaluating Degree of Chalking of Exterior Paint Films.

Specifier: Retain air and water infiltration test references below based upon the edited Performance Requirements in Part 2 for the selected panel(s). Below do not apply to certain panels.

10. ASTM E 283 - Test Method for Determining Rate of Air Leakage Through Exterior Windows, Curtain Walls, and Doors Under Specified Pressure Differences Across the Specimen.
11. ASTM E 331 - Test Method for Water Penetration of Exterior Windows, Skylights, Doors, and Curtain Walls by Uniform Static Air Pressure Difference
12. ASTM E 1646 - Standard Test Method for Water Penetration of Exterior Metal Roof Panel Systems by Uniform Static Air Pressure Difference.
13. ASTM E 1680 - Standard Test Method for Rate of Air Leakage Through Exterior Metal Roof Panel Systems.
14. ASTM E 1980 - Practice for Calculating Solar Reflectance Index of Horizontal and Low-Sloped Opaque Surfaces.

D. International Accreditation Service (IAS):

1. IAS AC 472 - Accreditation Criteria for Inspection Programs for Manufacturers of Metal Building Systems, Part B.

E. US Green Building Council (USGBC): [www.usgbc.org](http://www.usgbc.org):

1. LEED - Leadership in Energy and Environmental Design (LEED) Green Building Rating Systems.

1.4 ADMINISTRATIVE REQUIREMENTS

A. Preinstallation Meeting: Prior to erection of framing, conduct pre-installation meeting at site attended by Owner, Architect, manufacturer's technical representative, inspection agency and related trade contractors.

1. Coordinate building framing in relation to metal panel system.
2. Coordinate openings and penetrations of metal panel system.



## 1.5 QUALITY ASSURANCE

- A. **Manufacturer/Source:** Provide metal panel assembly and accessories from a single manufacturer providing fixed-base roll forming, and accredited under IAS AC 472 Part B.
- B. **Manufacturer Qualifications:** Approved manufacturer listed in this Section with minimum five years experience in manufacture of similar products in successful use in similar applications.

Specifier: Retain paragraph below if Owner allows substitutions but requires strict control over qualifying of substituted manufacturers.

- 1. **Approval of Comparable Products:** Submit the following in accordance with project substitution requirements, within time allowed for substitution review:
  - a. Product data, including certified independent test data indicating compliance with requirements.
  - b. Samples of each component.
  - c. Sample submittal from similar project.
  - d. Project references: Minimum of five installations not less than five years old, with Owner and Architect contact information.
  - e. Sample warranty.
  - f. IAS AC 472 certificate.
- 2. Substitutions following award of contract are not allowed except as stipulated in Division 01 General Requirements.
- 3. Approved manufacturers must meet separate requirements of Submittals Article.

Specifier: Review of manufacturers' qualifying of installers is recommended for larger projects. EXCEPTIONAL Metals requires installer and supervisor certification when project requirements include extended warranty.

- C. **Installer Qualifications:** Experienced Installer with minimum of five years experience with successfully completed projects of a similar nature and scope.
  - 1. **Installer's Field Supervisor:** Experienced mechanic, able to communicate with Owner, Architect, and installers, supervising work on site whenever work is underway.

Specifier: Retain paragraph below and edit as appropriate for Federal projects and for public works projects utilizing Federal funds; consult with project Contracting Officer. Coordinate with Submittals Article.

- D. **Buy American Compliance:** Materials provided under work of this Section shall comply with the following requirements:
  - 1. Buy American Act of 1933 BAA-41 U.S.C §§ 10a – 10d.
  - 2. Buy American provisions of Section 1605 of the American Recovery and Reinvestment Act of 2009 (ARRA).

## 1.6 ACTION SUBMITTALS

- A. **Product Data:** Manufacturer's data sheets for specified products.



Specifier: Retain and edit below to comply with Project requirements for LEED or other sustainable design requirements.

B. LEED Submittals:

1. Credit MR 4 Recycled Content: Product data indicating the following:

- a. Material costs for each product having recycled content.
- b. Percentages by weight of post-consumer and pre-consumer recycled content for each item.
- c. Total weight of products provided.

C. Shop Drawings: Show layouts of metal panels. Include details of each condition of installation, panel profiles, and attachment to building. Provide details at a minimum scale 1-1/2-inch per foot of edge conditions, joints, fastener and sealant placement, flashings, openings, penetrations, and special details. Make distinctions between factory and field assembled work.

1. Indicate points of supporting structure that must coordinate with metal panel system installation.
2. Include data indicating compliance with performance requirements.
3. Include structural data indicating compliance with requirements of authorities having jurisdiction.

D. Samples for Initial Selection: For each exposed product specified including sealants. Provide representative color charts of manufacturer's full range of colors.

E. Samples for Verification: Provide 12-inch- (305 mm-) long section of each metal panel profile. Provide color chip verifying color selection.

1.7 INFORMATIONAL SUBMITTALS

A. Product Test Reports: Indicating compliance of products with requirements, witnessed by a professional engineer.

B. Qualification Information: For Installer firm and Installer's field supervisor.

C. IAS Accreditation Certificate: Indicating that manufacturer is accredited under provisions of IAS AC 472.

Specifier: Retain those optional paragraphs from below that are applicable to project.

D. **Buy American Certification:** Manufacturers' letters of compliance acceptable to authorities having jurisdiction, indicating that products comply with requirements.

Specifier: Retain "Florida State Building Code Certificate" paragraph below when required for projects utilizing EM PBR panels.

E. **Florida State Building Code Certificate.**

Specifier: Retain "Miami-Dade County Notice of Acceptance" paragraph below when required for projects utilizing EM PBR panels.



F. **Miami-Dade County Notice of Acceptance.**

G. Manufacturer's Warranty: Sample copy of manufacturer's standard warranty.

1.8 CLOSEOUT SUBMITTALS

A. Maintenance data.

B. Manufacturer's Warranty: Executed copy of manufacturer's standard warranty.

1.9 DELIVERY, STORAGE, AND HANDLING

A. Protect products of metal panel system during shipping, handling, and storage to prevent staining, denting, deterioration of components or other damage. Protect panels and trim bundles during shipping.

1. Deliver, unload, store, and erect metal panel system and accessory items without misshaping panels or exposing panels to surface damage from weather or construction operations.
2. Store in accordance with Manufacturer's written instructions. Provide wood collars for stacking and handling in the field.

1.10 WARRANTY

Specifier: Warranty terms below are available from EXCEPTIONAL Metals. Verify that other allowable manufacturers furnish warranty meeting requirements.

A. Special Manufacturer's Warranty: On manufacturer's standard form, in which manufacturer agrees to repair or replace metal panel assemblies that fail in materials and workmanship within one year from date of Substantial Completion.

B. Special Panel Finish Warranty: On Manufacturer's standard form, in which Manufacturer agrees to repair or replace metal panels that evidence deterioration of factory-applied finish within [25] years from date of Substantial Completion, including:

1. **Fluoropolymer Two- Coat System:**

Specifier: Confirm warranted performance values below for custom colors. Second options in subparagraphs below are for EXCEPTIONAL Metals Brite-Red.

- a. Color fading in excess of [5] [10] Hunter units per ASTM D 2244.
- b. Chalking in excess of No. [8] [6] rating per ASTM D 4214.
- c. Failure of adhesion, peeling, checking, or cracking.

2. **Modified Silicone-Polyester Two-Coat System:**

Specifier: Confirm warranted performance values below for custom colors. Second options in subparagraphs below are for EXCEPTIONAL Metals Brite-Red. EXCEPTIONAL Metals Polar White Polyester does not carry a warranty against chalking.

- a. Color fading in excess of [5] [7] Hunter units per ASTM D 2244, for vertical applications.



- b. Color fading in excess of [7] [10] Hunter units per ASTM D 2244, for non-vertical applications.
- c. Chalking in excess of No. [8] [7] rating per ASTM D 4214, for vertical applications.
- d. Chalking in excess of No. [6] [5] rating per ASTM D 4214, for non-vertical applications.
- e. Failure of adhesion, peeling, checking, or cracking.

## PART 2 - PRODUCTS

### 2.1 MANUFACTURER

Specifier: Retain basis of design manufacturer and products listed in this Article where allowed. If inserting comparable manufacturers, carefully review products and engineering capabilities in relation to requirements of this Section, to ensure that other approved manufacturers offer products meeting EXCEPTIONAL Metals' standards.

- A. Basis of Design Manufacturer: **EXCEPTIONAL Metals' Metal Roof and Wall Systems, Division of Duro-Last<sup>®</sup>, Inc. Exceptional Metals, Saginaw, MI 48601 (800) 248-0280** Email: [info@EXCEPTIONALMETALS.com](mailto:info@EXCEPTIONALMETALS.com); Web: [www.exceptionalmetals.com](http://www.exceptionalmetals.com).

- 1. Provide basis of design product[, or comparable product approved by architect prior to bid].

### 2.2 PERFORMANCE REQUIREMENTS

- A. General: Provide metal wall panel system meeting performance requirements as determined by application of specified tests by a qualified testing facility on manufacturer's standard assemblies.
- B. Thermal Movements: Allow for thermal movements from variations in both ambient and internal temperatures. Accommodate movement of support structure caused by thermal expansion and contraction. Allow for deflection and design for thermal stresses caused by temperature differences from one side of the panel to the other.

Specifier: Recycled Content paragraph below describes calculation utilized for LEED-NC Credit MR 4. Modify as required to meet project recycled content requirements, or delete if recycled content requirements are stipulated solely in Division 01 Section "Sustainable Design Requirements."

- C. Recycled Content: For Steel Products: Postconsumer recycled content plus one-half of preconsumer recycled content not less than [25] percent.
- D. Structural Performance: Provide metal panel assemblies capable of withstanding the effects of indicated loads and stresses within limits and under conditions indicated:

Specifier: Consult structural engineer and edit below as required by local codes. Insert structural data below if not indicated on drawings. Select applicable deflection limit.

- 1. Wind Loads: Determine loads based on uniform pressure, importance factor, exposure category, and basic wind speed indicated on drawings.
- 2. Deflection Limits: Withstand inward and outward wind-load design pressures in accordance with applicable building code with maximum deflection of [1/120] [1/180] [1/240] of the span with no evidence of failure.



3. Seismic Performance: Comply with ASCE 7, Section 9, "Earthquake Loads."

Specifier: The following paragraphs describe performance requirements that apply to selected EXCEPTIONAL Metals panels. Retain and edit those properties that apply to the selected panel(s), and delete others. Specifier: Retain "Florida State Building Code Compliance" paragraph when required for EM PBR Panels.

- E. **Florida State Building Code Compliance:** Comply with requirements of Florida State Building Code. [www.floridabuilding.org/pr/pr\\_app\\_srch.aspx](http://www.floridabuilding.org/pr/pr_app_srch.aspx)

Specifier: Retain "Dade County Approvals" paragraph when required for EM PBR Panels.

- F. **Dade County Approvals:** Comply with requirements of Miami-Dade County for application within High Velocity Hurricane Zone under the Florida State Building Code.

Specifier: First "Air Infiltration" paragraph below applies to EM PBR Panel.

- G. **Air Infiltration:** ASTM E 1680: Maximum 0.006 cfm/sq. ft. (0.030 L/s per sq. m) at 6.24 lbf/sq. ft. (300 Pa) static-air-pressure difference.

Specifier: First "Air Infiltration" paragraph below applies to EM PBU Panel.

- H. **Air Infiltration:** ASTM E 283: Maximum 0.067 cfm/sq. ft. (0.034 L/s per sq. m) at 1.57 lbf/sq. ft. (75 Pa) static-air-pressure difference.

Specifier: First "Air Infiltration" paragraph below applies to EM 7.2 Panel.

- I. **Air Infiltration:** ASTM E 283: Maximum 0.000 cfm/sq. ft. (0.000 L/s per sq. m) at 6.24 lbf/sq. ft. (300 Pa) static-air-pressure difference.

Specifier: First "Water Penetration" paragraph below applies to EM PBR Panel.

- J. **Water Penetration:** ASTM E 1646: No uncontrolled water penetration at a static pressure of 20 lbf/sq. ft. (958 Pa).

Specifier: First "Water Penetration" paragraph below applies to EM PBU Panel.

- K. **Water Penetration:** ASTM E 331: No uncontrolled water penetration at a static pressure of 6.24 lbf/sq. ft. (300 Pa).

Specifier: First "Water Penetration" paragraph below applies to EM 7.2 Panel 26 ga.

- L. **Water Penetration:** ASTM E 331: No uncontrolled water penetration at a static pressure of 13.24 lbf/sq. ft. (334 Pa).

## 2.3 METAL PANEL MATERIALS

Specifier: Material description below corresponds to BIEC International, Inc. <http://galvalume.com/> Galvalume substrate, available prepainted from EXCEPTIONAL Metals. Second paragraph below describes Galvalume Plus with clear acrylic coating for use as unpainted exposed metallic finish.

- A. **Aluminum-Zinc Alloy-Coated Steel Sheet:** ASTM A 792/A 792M, structural quality, Grade 50, Coating Class AZ50 (Grade 340, Coating Class AZM150), pre-painted by the coil-coating process per ASTM A 755/A 755M.



- B. **Aluminum-Zinc Alloy-Coated Steel Sheet:** ASTM A 792/A 792M, structural quality, Grade 50, Coating Class AZ55 (Grade 340, Coating Class AZM165) unpainted Galvalume Plus coating.

Specifier: Prior to selecting metal thickness below, consult manufacturer's span tables and review selection against panel thickness requirements and span condition. Select appropriate panel configuration to meet requirements of design wind pressure. **Important: Consult this document when specifying gauge with the intent that it meet a prescriptive decimal thickness requirement in addition to strength performance requirements. ([Click Here To View](#))**

## 2.4 METAL WALL PANELS

**EM PBR Panel:** The EM PBR panel is commonly used for a wide variety of architectural, agricultural, commercial and industrial applications. EM PBR is a structural panel and an exposed fastener panel that can be used for both roof and wall applications. EM PBR is FM approved, and is part of one or more UL roof and wall fire-resistance-rated assemblies. 26 gauge panel is standard.

- A. **Large Tapered-Rib-Profile, Exposed Fastener Metal Panels:** Structural metal panel consisting of formed metal sheet with trapezoidal major ribs with intermediate stiffening ribs symmetrically placed between major ribs, installed by lapping edges of adjacent panels.
1. Basis of Design: **EXCEPTIONAL Metals, EM PBR Panel**, [www.ExceptionalMetals.com](http://www.ExceptionalMetals.com).
  2. Coverage Width: 36 inches (914 mm).
  3. Major Rib Spacing: 12 inches (305 mm) on center.
  4. Rib Height: 1-1/4 inch (31.8 mm).
  5. Nominal Coated Thickness: [29 gage] [26 gage] [24 gage] [22 gage].
  6. Panel Surface: [Smooth] [Stucco embossed].
  7. Exterior Finish: [Modified silicone-polyester two-coat system] [Fluoropolymer two-coat system] [Unpainted exposed Galvalume Plus coating].
  8. Color: [As indicated] [As selected by Architect from manufacturer's standard colors] [Match Architect's custom color].

**EM PBU Panel:** The EM PBU panel is an exposed fastener system that can be used for both roof and wall applications. EM PBU can be installed directly over purlins or joists. EM PBU offers the versatility of being used in both vertical and horizontal applications to give designers a contemporary appearance for their building project. EM PBU is part of one or more UL roof and wall fire-resistance-rated assemblies. 26 gauge panel is standard.

- B. **Tapered-Rib-Profile, Exposed Fastener Metal Panels:** Structural metal panel consisting of formed metal sheet with trapezoidal ribs, installed by lapping edges of adjacent panels.
1. Basis of Design: **EXCEPTIONAL Metals, EM PBU Panel**, [www.ExceptionalMetals.com](http://www.ExceptionalMetals.com).
  2. Coverage Width: 36 inches (914 mm).
  3. Continuous Rib Spacing: 6 inches (152 mm) on center.
  4. Rib Height: 3/4 inch (19.0 mm).
  5. Nominal Coated Thickness: [29 gage] [26 gage] [24 gage] [22 gage].
  6. Panel Surface: [Smooth] [Stucco embossed].
  7. Exterior Finish: [Modified silicone-polyester two-coat system] [Fluoropolymer two-coat system] [Unpainted exposed Galvalume Plus coating].
  8. Color: [As indicated] [As selected by Architect from manufacturer's standard colors] [Match Architect's custom color].



**EM PBD Panel:** The EM PBD panel is an exposed fastened panel system that can be used for roof and wall applications. The ribs in the EM PBD panel are symmetrical from top to bottom, which makes this panel ideal as a roof liner. EM PBD is part of one or more UL roof and wall fire-resistance-rated assemblies. 26 gauge panel is standard

C. **Tapered-Rib-Profile, Exposed Fastener Metal Panels:** Structural metal panel consisting of formed metal sheet with trapezoidal ribs, installed by lapping edges of adjacent panels.

1. Basis of Design: **EXCEPTIONAL Metals, EM PBD Panel**, [www.ExceptionalMetals.com](http://www.ExceptionalMetals.com).
2. Coverage Width: 32 inches (813 mm).
3. Continuous Rib Spacing: 2.67 inches (67.8 mm) on center.
4. Rib Height: 5/8 inch (15.8 mm).
5. Nominal Coated Thickness: [29 gage] [26 gage] [24 gage] [22 gage].
6. Panel Surface: [Smooth] [Stucco embossed].
7. Exterior Finish: [Modified silicone-polyester two-coat system] [Fluoropolymer two-coat system] [Unpainted exposed Galvalume Plus coating].
8. Color: [As indicated] [As selected by Architect from manufacturer's standard colors] [Match Architect's custom color].

**EM PBC Panel:** The EM PBC panels can be used for both roof and wall applications. EM PBC panels are attached to a building structure with exposed fasteners. The EM PBC panel is often used in horizontal applications on walls. 26 gauge panel is standard.

D. **Corrugated-Profile, Exposed Fastener Metal Panels:** Structural metal panel consisting of formed metal sheet with alternating curved ribs, installed by lapping edges of adjacent panels.

1. Basis of Design: **EXCEPTIONAL Metals, EM PBC Panel**, [www.ExceptionalMetals.com](http://www.ExceptionalMetals.com).
2. Coverage Width: 32 inches (813 mm).
3. Continuous Rib Spacing: 2.67 inches (67.8 mm) on center.
4. Rib Height: 7/8 inch (22.2 mm).
5. Nominal Coated Thickness: [29 gage] [26 gage] [24 gage] [22 gage].
6. Panel Surface: [Smooth] [Stucco embossed].
7. Exterior Finish: [Modified silicone-polyester two-coat system] [Fluoropolymer two-coat system] [Unpainted exposed Galvalume Plus coating].
8. Color: [As indicated] [As selected by Architect from manufacturer's standard colors] [Match Architect's custom color].

**EM 7.2 Panel:** When your design calls for a commercial or industrial exposed fastener panel, the EM 7.2 Panel is an ideal choice. This panel offers versatility and functionality for roofs and walls. The symmetrical rib EM 7.2 Panel offers excellent spanning and cantilever capabilities, making it an excellent choice for carports and walkway canopies. 24 gauge panel is standard.

E. **Tapered-Rib-Profile, Exposed Fastener Metal Panels:** Structural metal panel consisting of formed metal sheet with trapezoidal ribs, installed by lapping edges of adjacent panels.

1. Basis of Design: **EXCEPTIONAL Metals, EM 7.2 Panel**, [www.ExceptionalMetals.com](http://www.ExceptionalMetals.com).
2. Coverage Width: 36 inches (914 mm).
3. Continuous Rib Spacing: 7.2 inches (183 mm) on center.
4. Rib Height: 1-1/2 inch (38.1 mm).
5. Nominal Coated Thickness: [29 gage] [26 gage] [24 gage] [22 gage].
6. Panel Surface: [Smooth] [Stucco embossed].



7. Exterior Finish: [Modified silicone-polyester two-coat system] [Fluoropolymer two-coat system] [Fluoropolymer two-coat metallic system] [Unpainted exposed Galvalume Plus coating].
8. Color: [As indicated] [As selected by Architect from manufacturer's standard colors] [Match Architect's custom color].

**EM PBA Panel:** The EM PBA panel can be used for wall applications and is striated as a standard, providing a unique design feature. The inverted ribs of the EM PBA panel provides for a discreet location of the exposed fasteners.

- F. **Inverted-Tapered-Rib-Profile, Exposed Fastener Metal Panels:** Structural metal panel consisting of formed metal sheet with inverted trapezoidal ribs, installed by lapping edges of adjacent panels.
1. Basis of Design: **EXCEPTIONAL Metals, EM PBA Panel**, [www.ExceptionalMetals.com](http://www.ExceptionalMetals.com).
  2. Coverage Width: 36 inches (914 mm).
  3. Rib Spacing: 12 inches (305 mm) on center.
  4. Rib Height: 1-1/8 inch (28.6 mm).
  5. Nominal Coated Thickness: [29 gage] [26 gage] [24 gage] [22 gage].
  6. Panel Surface: [Smooth] [Stucco embossed].
  7. Exterior Finish: [Modified silicone-polyester two-coat system] [Fluoropolymer two-coat system] [Unpainted exposed Galvalume Plus coating].
  8. Color: [As indicated] [As selected by Architect from manufacturer's standard colors] [Match Architect's custom color].

**EM Corrugated Panel:** The EM Corrugated metal wall panel is ideal for a variety of market places, including residential, light commercial, agricultural and storage facilities. The EM Corrugated metal wall panel can be used in both vertical and horizontal applications.

- G. **Corrugated-Profile, Exposed Fastener Metal Panels:** Structural metal panel consisting of formed metal sheet with alternating curved ribs, installed by lapping edges of adjacent panels.
1. Basis of Design: **EXCEPTIONAL Metals, EM PBC Panel**, [www.ExceptionalMetals.com](http://www.ExceptionalMetals.com).
  2. Coverage Width: 24 inches (610 mm).
  3. Continuous Rib Spacing: 2-5/8 inches (66.7 mm) on center.
  4. Rib Height: 1/2 inch (12.7 mm).
  5. Nominal Coated Thickness: [29 gage] [26 gage].
  6. Panel Surface: Smooth.
  7. Exterior Finish: [Modified silicone-polyester two-coat system] [Unpainted exposed Galvalume Plus coating] [Unpainted exposed galvanized].
  8. Color: [As indicated] [As selected by Architect from manufacturer's standard colors] [Match Architect's custom color].

## 2.5 METAL PANEL ACCESSORIES

- A. General: Provide complete metal panel assembly incorporating base, corner, and opening trims and miscellaneous flashings, in [manufacturer's standard profiles] [profiles as indicated]. Provide required fasteners, closure strips, support plates, and sealants as indicated in manufacturer's written instructions.
- B. Flashing and Trim: Match material, thickness, and finish of metal panel face sheet.
- C. Panel Fasteners: Self-tapping screws and other acceptable fasteners recommended by metal panel manufacturer.



1. Exposed Fasteners: Long life fasteners with EPDM or neoprene gaskets, with heads matching color of metal panels by means of factory-applied coating.
- D. Joint Sealers: Manufacturer's standard or recommended liquid and preformed sealers and tapes, and as follows:
  1. Tape Sealers: Manufacturer's standard non-curing butyl tape, AAMA 809.2.

Specifier: Retain one or more of the following four optional paragraphs based upon project requirements.

- E. **Steel Sheet Miscellaneous Framing Components:** ASTM C 645, with ASTM A 653/A 653M, G60 (Z180) hot-dip galvanized zinc coating.

Specifier: Retain "Light Transmitting Panel" paragraph when required for applications utilizing EM PBR, EM PBU, EM PBC, and EM 7.2 Panels.

- F. **Light Transmitting Panel:** Manufacturer's standard UV-resistant translucent panel, formed to metal panel profile, white, with haze value of not less than 90 percent when measured per ASTM D 1003.

## 2.6 FABRICATION

- A. General: Provide factory fabricated and finished metal panels and accessories meeting performance requirements, indicated profiles, and structural requirements.
- B. Panel Lengths: Form panels in continuous lengths for full length of detailed runs, except where otherwise indicated on approved shop drawings.
- C. Sheet Metal Flashing and Trim: Fabricate flashing and trim to comply with manufacturer's written instructions, approved shop drawings, and project drawings. Form from materials matching metal panel substrate and finish.

## 2.7 FINISHES

- A. Finishes, General: Prepare, pretreat, and apply coating to exposed metal surfaces to comply with coating and resin manufacturers' written instructions.

Specifier: Retain one or more of the following three finish paragraphs as applicable to the project. Coordinate with Warranty article in Part 1.

- B. **Modified Silicone-Polyester Two-Coat System:** 0.20 – 0.25 mil primer with 0.7 – 0.8 mil color coat[, meeting solar reflectance index requirements].

1. Basis of Design: **EXCEPTIONAL Metals, Signature® 200.**

Specifier: EXCEPTIONAL Metals' fluoropolymer coatings are based on Arkema, Inc. Kynar 500 and Solvay Solexis Hylar 500 PVF2 resins.

- C. **Fluoropolymer Two-Coat System:** 0.2 – 0.3 mil primer with 0.7 - 0.8 mil 70 percent PVDF fluoropolymer color coat, AAMA 621[, meeting solar reflectance index requirements].

1. Basis of Design: **EXCEPTIONAL Metals, Signature® 300.**



- D. **Fluoropolymer Two-Coat Metallic System:** 0.2 – 0.3 mil primer with 0.7 - 0.8 mil 70 percent PVDF metallic fluoropolymer color coat, AAMA 621[, meeting solar reflectance index requirements].
1. Basis of Design: **EXCEPTIONAL Metals, Signature® 300 Metallic.**
- E. Interior Finish: 0.5 mil total dry film thickness consisting of primer coat and wash coat of manufacturer's standard light-colored acrylic or polyester backer finish.

## PART 3 - EXECUTION

### 3.1 EXAMINATION

- A. Examine metal panel system substrate and supports with Installer present. Inspect for erection tolerances and other conditions that would adversely affect installation of metal panel installation.
1. Inspect metal panel support substrate to determine if support components are installed as indicated on approved shop drawings. Confirm presence of acceptable supports at recommended spacing to match installation requirements of metal panels.
2. Panel Support Tolerances: Confirm that panel supports are within tolerances acceptable to metal panel system manufacturer but not greater than the following:
- a. 1/4 inch (6 mm) in 20 foot (6.1 m) in any direction.
- B. Correct out-of-tolerance work and other deficient conditions prior to proceeding with metal panel system installation.

### 3.2 PREPARATION

- A. **Miscellaneous Supports:** Install sub-framing, girts, furring, and other miscellaneous panel support members according to ASTM C 754 and manufacturer's written instructions.
- B. Flashings: Install flashings to cover exposed underlayment per Section 07 62 00 "Sheet Metal Flashing and Trim."

### 3.3 METAL PANEL INSTALLATION

- A. Exposed Fastener Metal Wall Panels: Install weathertight metal panel system in accordance with manufacturer's written instructions, approved shop drawings, and project drawings. Install metal panels in orientation, sizes, and locations indicated, free of waves, warps, buckles, fastening stresses, and distortions. Anchor panels and other components securely in place. Provide for thermal and structural movement.
- B. Panel Sealants: Install manufacturer's recommended tape sealant at panel sidelaps and endlaps.
- C. Panel Fastening: Attach panels to supports using screws, fasteners, and sealants recommended by manufacturer and indicated on approved shop drawings.
1. Fasten metal panels to supports at each location indicated on approved shop drawings, with spacing and fasteners recommended by manufacturer.



2. Provide weatherproof jacks for pipe and conduit penetrating metal panels of types recommended by manufacturer.
3. Dissimilar Materials: Where elements of metal panel system will come into contact with dissimilar materials, treat faces and edges in contact with dissimilar materials as recommended by manufacturer.

### 3.4 ACCESSORY INSTALLATION

- A. General: Install metal panel trim, flashing, and accessories using recommended fasteners and joint sealers, with positive anchorage to building, and with weather tight mounting. Coordinate installation with flashings and other components.
  1. Install components required for a complete metal panel assembly, including trim, copings, flashings, sealants, closure strips, and similar items.
  2. Comply with details of assemblies utilized to establish compliance with performance requirements and manufacturer's written installation instructions.
  3. Set units true to line and level as indicated. Install work with laps, joints, and seams that will be permanently weather resistant.
- B. Joint Sealers: Install joint sealers where indicated and where required for weathertight performance of metal panel assemblies, in accordance with manufacturer's written instructions.
  1. Prepare joints and apply sealants per requirements of Division 07 Section "Joint Sealants."

### 3.5 FIELD QUALITY CONTROL

Specifier: Retain paragraph below and edit options when scope and complexity of metal panel installation justifies independent inspection and testing provisions.
---

- A. Testing Agency: [Owner will engage] [Engage] an independent testing and inspecting agency acceptable to Architect to perform field tests and inspections and to prepare test reports.

### 3.6 CLEANING AND PROTECTION

- A. Remove temporary protective films immediately in accordance with metal panel manufacturer's instructions. Clean finished surfaces as recommended by metal panel manufacturer.
- B. Replace damaged panels and accessories that cannot be repaired to the satisfaction of the Architect.

END OF SECTION